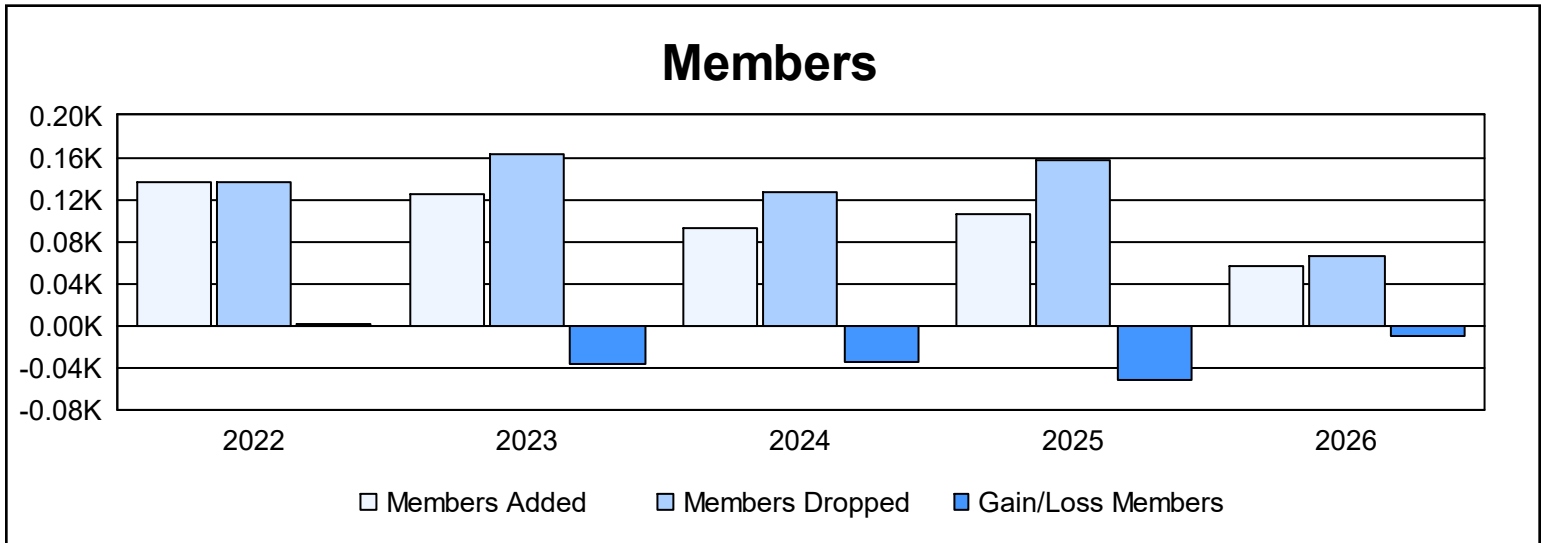
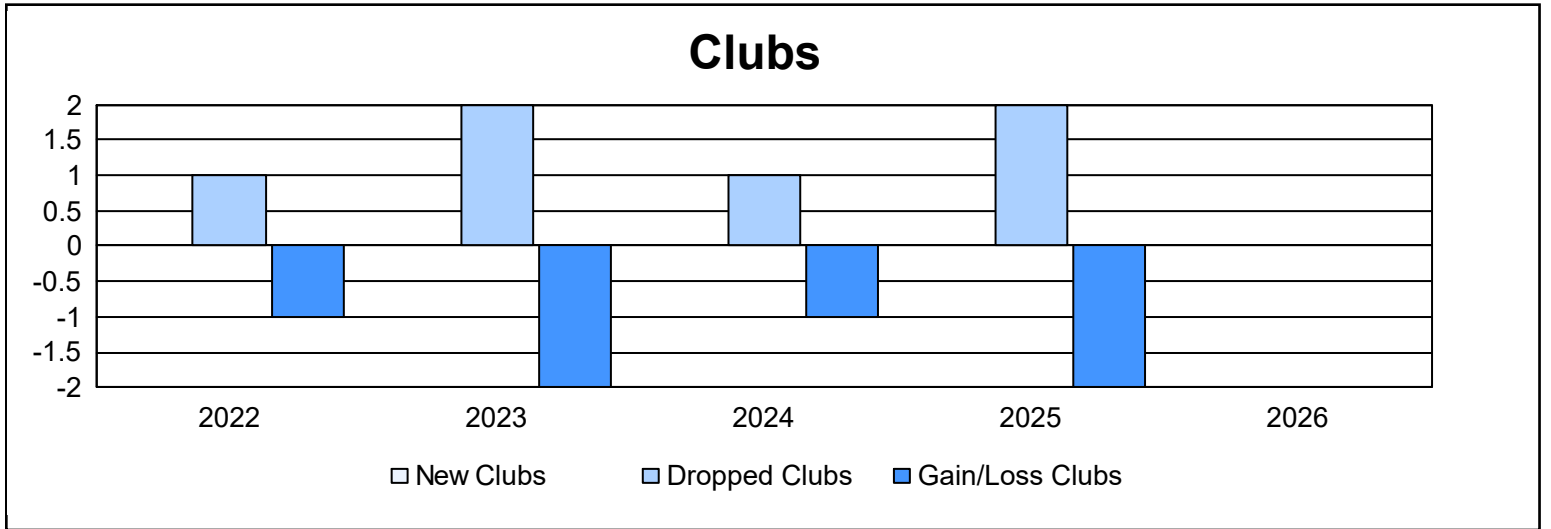
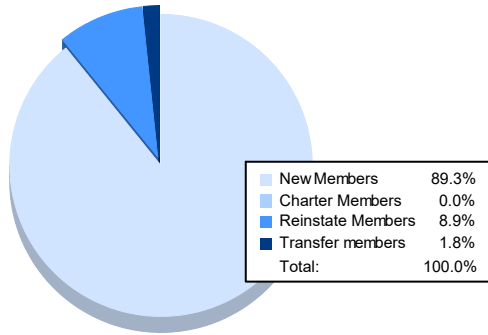


| Year | New Clubs | Dropped Clubs | Gain/ Loss Clubs | New Members | Charter Members | Reinstate Members | Transfer Members | Total Member Added | Total Members Dropped | Gain/ Loss Members |
|----------------|-----------|---------------|------------------|-------------|-----------------|-------------------|------------------|--------------------|-----------------------|--------------------|
| 2021-2022 | 0 | 1 | -1 | 122 | 0 | 8 | 7 | 137 | 136 | 1 |
| 2022-2023 | 0 | 2 | -2 | 91 | 1 | 26 | 7 | 125 | 162 | -37 |
| 2023-2024 | 0 | 1 | -1 | 85 | 0 | 5 | 3 | 93 | 127 | -34 |
| 2024-2025 | 0 | 2 | -2 | 93 | 0 | 6 | 7 | 106 | 157 | -51 |
| 2025-2026 | 0 | 0 | 0 | 50 | 0 | 5 | 1 | 56 | 66 | -10 |
| Average | 0 | 1 | -1 | 88 | 0 | 10 | 5 | 103 | 130 | -26 |



Membership Composition January 2026 Cumulative



Gender Composition January 2026 Cumulative

